

Division of Juvenile Justice

Department of Public Safety


G.S. Reference: G.S. 7B, G.S. 143B-800 ff.

The Division of Juvenile Justice provides disciplinary services for North Carolinians aged 15 and younger who are accused of committing a crime. These include court counselors, detention, commitment to a Youth Development Center, community programs, and other services.

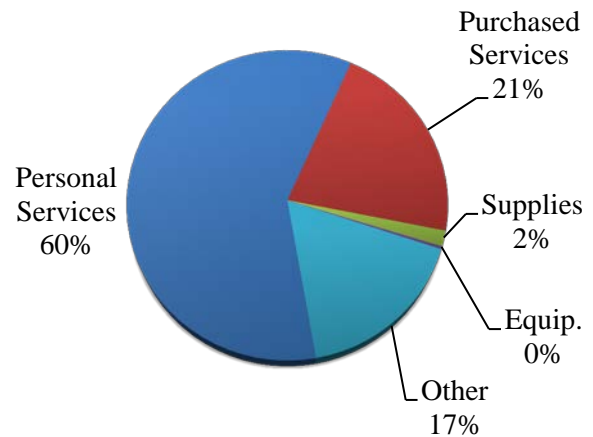
	FY 2014-15	FY 2015-16	FY 2016-17	FY 2017-18	FY 2018-19
	Actual	Actual	Authorized	Base	Base
Expenditures	\$127,291,971	\$125,466,682	\$133,179,146	\$134,291,256	\$134,296,464
Less Receipts	\$8,610,276	\$7,387,537	\$7,634,246	\$7,634,246	\$7,634,246
Appropriation	\$118,681,695	\$118,079,145	\$125,544,900	\$126,657,010	\$126,662,218
FTE	1,323.24	1,308.25	1,303.75	1,303.75	1,303.75

FY 2017-18 Base Budget

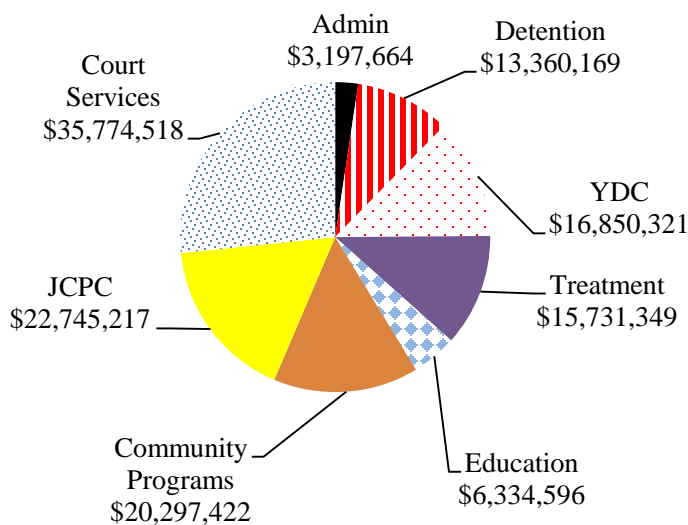
Source of Funds



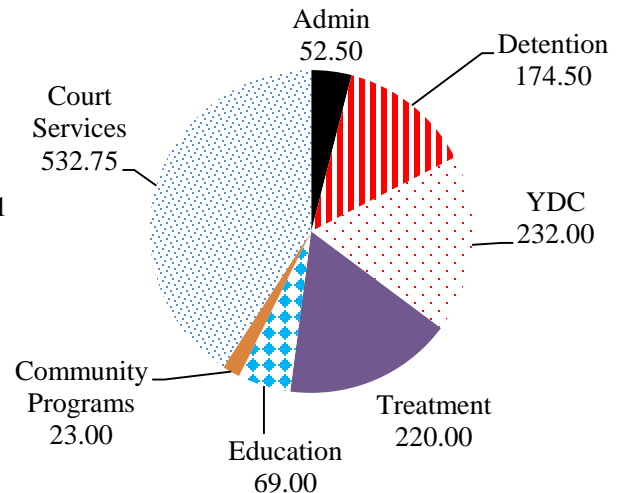
Expenditure of Funds



Budget by Fund Code



FTE by Fund Code



Division of Juvenile Justice

Department of Public Safety

Expenditures: Summary by Account

Fund Code	432-XXX	434-XXX	435-XXX	436-XXX	437 - 438-XXX		FTE
	Personal Services	Purchased Services	Supplies	Equipment	Other	Total	
1200	\$2,642,674	\$493,960	\$11,220	\$49,260	\$550	\$3,197,664	52.50
1210	\$9,647,927	\$3,105,091	\$519,953	\$81,668	\$5,530	\$13,360,169	174.50
1220	\$13,846,131	\$1,662,538	\$1,107,745	\$163,613	\$70,294	\$16,850,321	232.00
1225	\$13,318,790	\$1,962,506	\$408,774	\$12,650	\$28,629	\$15,731,349	220.00
1226	\$5,579,475	\$433,433	\$81,807	\$98,111	\$141,770	\$6,334,596	69.00
1230	\$1,726,051	\$18,567,305	\$4,066	\$0	\$0	\$20,297,422	23.00
1240	\$0	\$0	\$0	\$0	\$22,745,217	\$22,745,217	0.00
1250	\$33,104,910	\$2,578,042	\$56,983	\$11,584	\$22,999	\$35,774,518	532.75
Total	\$79,865,958	\$28,802,875	\$2,190,548	\$416,886	\$23,014,989	\$134,291,256	1,303.75

Fund Code	531-XXX	532-XXX	533-XXX	534-XXX	535 - 538-XX	538-8XX	Total
	Grants	Sales, Services & Rentals	Fees, Licenses & Fines	Contrib. & Donations	Misc.	Federal Funds	
1200	\$550	\$0	\$0	\$0	\$0	\$0	\$550
1210	\$176,449	\$9,342	\$0	\$0	\$5,649,676	\$0	\$5,835,467
1220	\$379,656	\$147,977	\$0	\$0	\$44,321	\$0	\$571,954
1225	\$0	\$0	\$0	\$0	\$630	\$0	\$630
1226	\$927,619	\$0	\$0	\$0	\$466	\$0	\$928,085
1230	\$0	\$0	\$0	\$0	\$32	\$0	\$32
1240	\$0	\$0	\$0	\$0	\$298,078	\$0	\$298,078
1250	\$0	\$0	\$0	\$0	\$0	\$0	\$0
	\$1,484,274	\$157,319	\$0	\$0	\$5,993,203	\$0	\$7,634,796

Funds Included in Division/Program		
Fund	Fund Title	Page
1200	DJJ Administration	352
1210	Youth Detention Center Services	356
1220	Youth Development Center Services	363
1225	Youth Treatment Services	371
1226	Youth Education Services	376
1230	Community Program Services	383
1240	JCPC - Grants Management System	389
1250	Juvenile Court Services	390